

# WEB 1703 ONL Fall 18 22890

[Jump to Today](#)  [Edit](#)



## WEB 1703 ONLINE Syllabus

### WEB 1703|FALL 2018

Instructor:	ANGELA CHRISTENSEN
Office:	EH 382
Office Hours:	MW 11:30 am - 1:30 pm
Office Phone:	(801) 626-7384 (EH 382)
Other Phone:	(801) 626-6113 (EH 311)
Email:	angelachristensen@weber.edu
<b>Preferred Contact:</b>	<b>CANVAS EMAIL</b>

***I check my email daily throughout the week. The weekends are hit and miss, but more often a hit than a miss.***

**Your Feedback Is Great And Appreciated.**

**Be Honest,**

**But Don't**

**Be Mean...**

### Course Description

This course prepares students to work with Microsoft Office 2016 in a career setting or for personal use. Using courseware that incorporates a step-by-step, project-based case study approach, students develop an introductory-level competency in Office. Students also develop an understanding of fundamental computer hardware and software concepts.

Students will manipulate and analyze data using various software applications and basic programming. Students will organize data using various graphical methods such as charts and infographics to appropriately convey information. Students will create an effective, well-designed presentation using current technologies.

### Course Outcomes

At the conclusion of this course students will be able to complete or have an understanding of the following:

- Excel Workbooks
- Excel Formulas
- Excel Formatting and Cell Referencing
- PowerPoint Slide Layout and Formatting
- PowerPoint Animations and Transitions

**This is a project based course. You will not be taking exams in this course.**

**All course work must be completed by DECEMBER 13, 2018.**

If this course was held as a face-to-face class, the class would meet for about one hours per week. You will need to plan on minimum 3 to 4 hours of work PER WEEK for this course.

The last day to withdraw from this class and from school is the end of the seventh week, **NOVEMBER 6**. If you would like to withdraw, do so by this date.

**Be aware that assignments are listed in modules.**

### Textbook

<http://paradigm.emcp.com/web1703.html> (<http://paradigm.emcp.com/web1703.html>)

## Technical Support

SEE PARADIGM TECHNICAL SUPPORT in MODULES under Getting Started:

for Publisher Assistance/Support with assignment and/or submission issues.

If you require technical assistance, please contact Paradigm technical support.

### Tools

Microsoft Office 2016: Excel and PowerPoint. **As a student, you can download  Office 365 for free (Mac or PC).**

### Assignments

All assignments will require an access code to complete. The access code is purchased when you buy the book. If you are taking either WEB 1701 or WEB 1702 then you should purchase the WEB 1700 book listed at the link above. All assignments must be completed by the end of the semester, April 23, 2018. All of the assignments are found under Modules. In order to get started, you must install some additional software the instructions are in the getting started module.

**Grade Scheme**

- A 100% to 94%
- A- < 94% to 90%
- B+ < 90% to 87%
- B < 87% to 84%
- B- < 84% to 80%
- C+ < 80% to 77%
- C < 77% to 74%
- C- < 74% to 70%
- D+ < 70% to 67%
- D < 67% to 64%
- D- < 64% to 61%
- E < 61% to 0%

**Time Commitment**

As a general rule you should spend at least twice as much time outside of class as in class.

Working with computers is like learning a new language. It may require different amounts of time for different students. I would say at least 4 hours a week to be safe

**Tips for Success**

One cannot learn all of the material by just reading the text. Practice is critical when learning new software. Successful students read the upcoming material ahead of time. They participate actively in class. If you are struggling with any concept please come see me during my office hours. The number one thing you can do is ask questions when you don't understand something.

**Canvas**

For assistance with Canvas or related technical issues, please call 626-6499. This phone is staffed Mon-Thurs from 8am - 5pm and Fridays from 8 - 4:30pm. A message can be left during non-business hours for a return call. Alternatively, students can send an email message to [wsonline@weber.edu](mailto:wsonline@weber.edu)

If you are having technical issues related to usernames/passwords, please call the Service Desk at 626-7777, or email [csupport@weber.edu](mailto:csupport@weber.edu).

**Accommodations for students with disabilities**

Any student requiring accommodations or services due to a disability must contact Services for Students with Disabilities (SSD) in room 181 of the Student Services Center. SSD can also arrange to provide course materials (including the syllabus) in alternative formats if necessary.

For more information about the SSD contact them at 801-626-6413, [ssd@weber.edu](mailto:ssd@weber.edu), or [departments.weber.edu/ssd](http://departments.weber.edu/ssd)






## Ethical Conduct

Any form of academic dishonesty (cheating, plagiarism, etc.) will not be tolerated. Proof of academic dishonesty will result in a failing grade (E) for the course. The following is an explanation of cheating as stated in the student code.

- A. Cheating, which includes but is not limited to:
  - i. Copying from another student's test;
  - ii. Using materials during a test not authorized by the person giving the test;
  - iii. Collaborating with any other person during a test without authorization;
  - iv. Knowingly obtaining, using, buying, selling, transporting, or soliciting in whole or in part the contents of any test without authorization of the appropriate University official
  - v. Bribing any other person to obtain any test;
  - vi. Soliciting or receiving unauthorized information about any test;
  - vii. Substituting for another student or permitting any other person to substitute for oneself to take a test.
- B. Plagiarism, which is the unacknowledged (uncited) use of any other person's or group's ideas or work. This includes purchased or borrowed papers;
- C. Collusion, which is the unauthorized collaboration with another person in preparing work offered for credit;
- D. Falsification, which is the intentional and unauthorized altering or inventing of any information or citation in an academic exercise, activity, or record-keeping process;
- E. Giving, selling, or receiving unauthorized course or test information;
- F. Using any unauthorized resource or aid in the preparation or completion of any course work, exercise, or activity;
- G. Infringing on the copyright law of the United States which prohibits the making of reproductions of copyrighted material except under certain specified conditions.

Weber State University ©2018

## Course Summary:

Date	Details
	 <a href="https://weber.instructure.com/courses/466446/assignments/3750919"> <b>Benchmark Series: Office 2016</b>            (https://weber.instructure.com/courses/466446/assignments/3750919)         </a>
	 <a href="https://weber.instructure.com/courses/466446/assignments/3750920"> <b>Excel 2016 L1 Chapter 1 Lesson 1</b>            (https://weber.instructure.com/courses/466446/assignments/3750920)         </a>
	 <a href="https://weber.instructure.com/courses/466446/assignments/3750921"> <b>Excel 2016 L1 Chapter 1 Lesson 2</b>            (https://weber.instructure.com/courses/466446/assignments/3750921)         </a>
	 <a href="https://weber.instructure.com/courses/466446/assignments/3750922"> <b>Excel 2016 L1 Chapter 1 Project</b>            (https://weber.instructure.com/courses/466446/assignments/3750922)         </a>
	 <a href="https://weber.instructure.com/courses/466446/assignments/3750923"> <b>Excel 2016 L1 Chapter 1 Skills Check</b>            (https://weber.instructure.com/courses/466446/assignments/3750923)         </a>