

# Course Syllabus

[Jump to Today](#)  [Edit](#)



## WEB 3070 ONLINE Syllabus

### WEB 3070|FALL 2018

**Instructor:** ANGELA CHRISTENSEN

**Office:** EH 382

**Office Hours:** MW 11:30 am - 1:30 pm

**Office Phone:** (801) 626-7384 (EH 382)

**Other Phone:** (801) 626-6113 (EH 311)

**Email:** [angelachristensen@weber.edu](mailto:angelachristensen@weber.edu)

**Preferred Contact:** **CANVAS EMAIL**

Welcome to the WEB 3070 course website. The following syllabus contains the course learning objectives, grading process, and assignments. Please purchase your textbook: *Microsoft Excel 2016 Bible, The Comprehensive Tutorial Resource* by John Walkenbach. The publisher is Wiley, and the ISBN number is 978-1-119-06751-1. Scan through the textbook and review or learn the information.

#### GETTING STARTED

This course is a continuation of WEB 1700 or 1703.

To begin the WEB 3070 course, please review any concepts learned in WEB 1700.

Be sure you know how to do the following:

1. Use absolutes
2. Navigate with and Create Named Ranges
3. Use date and time functions, including NOW
4. Use IF function
5. Create charts
6. Inserting sparklines
7. Create tables
8. Group worksheets

Any student requiring accommodations or services due to a disability must contact Services for Students with Disabilities (SSD) in Room 181 of the Student Service Center. SSD can also arrange to provide course materials (including this syllabus) in alternative forms if necessary.

## COURSE DESCRIPTION AND LEARNING OUTCOMES

At the completion of this course, you will be able to complete production tests with at least 70 percent accuracy where you are asked to perform the following spreadsheet operations:

1. Make your spreadsheet readable and attractive.
2. Create, format, enhance and print charts and tables.
3. Use more advanced functions (i.e., if, future value, lookup). Use Excel with other programs (copying, linking, embedding, and importing files).
4. Manage multiple worksheets and workbooks.
5. Create a summary report that consolidates worksheets and includes subtotals.
6. Create a database and then sort and extract records in the database.
7. Set up macros to automate repetitive tasks.
8. Set up pivot tables that allow you to analyze data from different views.
9. Use advanced data analysis tools: auditing tools, goal seek, data validation, one-and two-variable data tables, scenario manager, and solver.




## ACADEMIC HONESTY

Students are expected to complete their own work. If you are caught cheating in this course, you will be subject to academic discipline including the imposition of University sanctions. A description of cheating and possible sanctions is found in the WSU Student Code available on the WSU home page and at the offices of the Vice President for Student Services and the ASWSU.

## COURSE FEES

Course fees in the Web and User Experience major are designed to cover the costs of equipment maintenance and replacement, software, consumable materials and supplies, instructional resources, and certification.

## Course Summary:

Date	Details
Sat Sep 15, 2018	 <b>Assignment 1 Courses</b> <a href="https://weber.instructure.com/courses/466447/assignments/3830699">https://weber.instructure.com/courses/466447/assignments/3830699</a> due by 11:59pm
	 <b>Project 1</b> <a href="https://weber.instructure.com/courses/466447/assignments/3830703">https://weber.instructure.com/courses/466447/assignments/3830703</a> due by 11:59pm
Sat Sep 22, 2018	 <b>Project 1 B</b> <a href="https://weber.instructure.com/courses/466447/assignments/3830704">https://weber.instructure.com/courses/466447/assignments/3830704</a> due by 11:59pm