

Course Syllabus

[Jump to Today](#)

 [Edit](#)

WEB 1400 Web Design & Usability Syllabus

Instructor: Laura MacLeod

Office: EH379 (My classes are all online this semester so I will not be on campus daily.)

Email: Communicate through Canvas email pertaining to class work

*Zoom Office Hours: 1:30 - 4:00 pm Wednesday and Thursday by appointment. Click on the following link to access the [Google sheets schedule](#)

https://docs.google.com/spreadsheets/d/1C_Y_2IIHgx8j4YVgVSWVj2LSlr1FzTbyTtdUpPv1dJc/edit?ts=600a094a#gid=528190707. Go to the correct week and enter your name in a time slot. The changes to the file save automatically so just close the browser tab. You should schedule an appointment **before 9:00am** on the day of the appointment.

If you are unable to meet during these hours, email me through Canvas and we can schedule a meeting later in the day.

Zoom Office Hours Invite link: <https://weber.zoom.us/j/9467905047>
<https://weber.zoom.us/j/9467905047>

Course Description:

In this course students will go through the steps in planning, designing, and implementing a website using current web technologies (i.e., HTML editor, HTML5, and CSS3). For the course project, students will create a website that includes a navigation bar, headings and paragraphs, buttons, images and media, lists, a table, and a form.

Student Learning Outcomes:

Upon successful completion of this course students will be able to

- 1) use good coding practices to build web pages with proper HTML5 elements
- 2) set up style rules to add layout and design to HTML elements
- 3) create a website that is aesthetically pleasing considering color, images, typography, grid-based layouts, and overall look and mood
- 4) use the CSS box model to apply margin, padding, and border properties to web page elements
- 5) build a horizontal or vertical navigation bar with text and/or graphic links

- 6) present information and data in an organized manner by constructing lists and tables,
- 7) create web forms to collect information from a user or to send an email
- 8) consider usability and accessibility to improve the overall user satisfaction
- 9) understand the fundamentals of making a website mobile friendly through flexible layouts and media queries for various screen sizes
- 10) set up multi-column layouts using the Flexbox layout model.
- 11) transfer files to a web server and publish the website online.

Required Materials:

Software:

You will use an HTML editor such as Visual Studio Code to enter content for web pages. You can download Visual Studio code free of charge on the [following website](https://code.visualstudio.com/).

[\(https://code.visualstudio.com/\)](https://code.visualstudio.com/)

One of the requirements of the course is to create a mockup of a website. You will use the free online design tool called Figma to create the mockup for your website project.

The final project of the course involves building a three-page website and publishing it online. You are automatically assigned space on the Computer Science Icarus web server when you enroll in a WebUX course. Therefore, you will not need to pay for an online web hosting service and domain name.

Textbook:

Title: Learn to Code HTML and CSS

Author: Shay Howe

The good news is that the textbook can be viewed on the author's website at

<http://learn.shayhowe.com/html-css/> [\(http://learn.shayhowe.com/html-css/\)](http://learn.shayhowe.com/html-css/)

However, if you would like to purchase a hard copy of the book, see the following information. The paperback book is available on the [Amazon.com website](https://www.amazon.com/Learn-Code-HTML-CSS-Websites/dp/0321940520) [.\(https://www.amazon.com/Learn-Code-HTML-CSS-Websites/dp/0321940520\)](https://www.amazon.com/Learn-Code-HTML-CSS-Websites/dp/0321940520).

Publisher: New Riders

Pub. Date: May 06, 2014, online version updated annually

Print ISBN-10: 0-321-94052-0

Print ISBN-13: 978-0-321-94052-0

Web ISBN-10: 0-13-347759-2

Web ISBN-13: 978-0-13-347759-7

Assignments and Grading:

Your final grade will be based on the total points you earn on eight lab assignments and a three-page website project.

Lab Assignments 50%

The lab assignments will give you a chance to determine how well you really understand the Learn to Code concepts. Eight lab assignments are scheduled for the semester. As part of Lab 5 you will take a chitester quiz to determine your understanding of Flexbox. This is an important part of the course since it is the method you will use to set up responsive, multiple-column layouts.

Website Project 50%

For the course project you will code a three-page website from scratch using HTML and CSS. The project will be broken down into three parts.

Part 1: Use Figma online design tool to create a mockup of each page of the website.

Part 2: Code the homepage of your website.

Part 3: Code the remaining two pages of your website and publish your files to the CS web server.

Class Procedures and Policies:

Weekly Modules:

The tasks that you should complete each week are listed under the Canvas modules link. You will see links to videos that you should view and material that you should read.

Accessing/Submitting Assignments:

Assignments can be accessed by clicking on the Canvas Assignments link. The Canvas calendar indicates assignment deadlines. You can also click on the Grades link to see your grades for each assignment. The lab assignment files and final project mockup files will be submitted in the Canvas assignment window. The final project will be published to the Computer Science web server so that you can see your website online. You will also zip the project folder and upload it to the Canvas assignment window.

Late Work:

Due dates for assignments will be posted on the Canvas class calendar. You can submit assignments up to one week late with a 10% late penalty. However, you can only submit two lab assignments late with the 10% late penalty. Half credit will be the best grade possible on any additional late lab assignments.

Tips for Success:

As a general rule you should spend at least twice as much time outside of class as in class. Each week you should read the *Learn to Code* textbook lesson and watch the video lectures. Also, you should complete the exercises that are integrated into each of the Learn to Code lessons. The short exercises are a great way to practice the concepts covered in the lesson. When completing the lesson exercises, you will build a website that provides information on a web design styles conference. The website includes a home page along with three additional pages providing info on speakers, a schedule of events, and a registration form.

You are encouraged to ask questions when you don't understand something. If you are struggling with any concept, please come see me during office hours or request a conference call to communicate online.

Ethical Conduct:

During this class you will be expected to maintain academic ethics and honesty. Please refer to the WSU's Student Code for a review of your academic rights and responsibilities. The Student Code is provided at the following URL: http://www.weber.edu/ppm/Policies/6-22_StudentCode.html.
(http://www.weber.edu/ppm/Policies/6-22_StudentCode.html)

Cheating on assignments will not be tolerated. All work must be your own. If you submit another student's work, you will be assigned a failing grade for that assignment. If it happens a second time, the student will fail the class. You can ask another student, a friend, or spouse questions about an assignment. You can even ask them to help you troubleshoot a coding problem. But in the end you need to be the one that completes the steps for the assignments.

The Internet is full of sample code and web templates. Also, you can access the code to any website for your own use. You are encouraged to examine what the internet has to offer, but your final project for the course should be coded by you alone.

Technical Support:














For assistance with Canvas or related technical issues, please call 626-6499. This phone is staffed Mon-Thurs from 8am - 5pm and Fridays from 8 - 4:30pm. A message can be left during non-business hours for a return call. Alternatively, students can send an email message to wsonline@weber.edu


If you are having technical issues related to usernames/passwords, please call the Service Desk at 626-7777, or email csupport@weber.edu.

Accommodations for Students with Disabilities:

Any students requiring accommodations or services due to a disability should contact Services for Students with Disabilities (SSD) in Room 181 of the Student Service Center. SSD can also arrange to provide course materials (including this syllabus) in alternative formats if necessary. Please provide your instructor with a signed letter from the SSD if you require additional time or other accommodations during tests.

Course Summary:

Date	Details	Due
Fri Sep 3, 2021	 WEB 1400 Info Form https://weber.instructure.com/courses/532835/assignments/4937233	due by 11:59pm
Sat Sep 11, 2021	 Lab Asg1 https://weber.instructure.com/courses/532835/assignments/4937225	due by 11:59pm
Sat Sep 18, 2021	 Lab Asg2 https://weber.instructure.com/courses/532835/assignments/4937226	due by 11:59pm
Sat Sep 25, 2021	 Lab Asg3 https://weber.instructure.com/courses/532835/assignments/4937227	due by 11:59pm
Sat Oct 2, 2021	 Lab Asg4 https://weber.instructure.com/courses/532835/assignments/4937228	due by 11:59pm
Wed Oct 6, 2021	 Flexbox Chitester Quiz https://weber.instructure.com/courses/532835/assignments/4937224	due by 11:59pm
Sat Oct 9, 2021	 Lab Asg5 https://weber.instructure.com/courses/532835/assignments/4937229	due by 11:59pm
Mon Oct 25, 2021	 Website Project - Part 1 https://weber.instructure.com/courses/532835/assignments/4937234	due by 11:59pm
Sat Oct 30, 2021	 Lab Asg6 https://weber.instructure.com/courses/532835/assignments/4937230	due by 11:59pm
Sat Nov 6, 2021	 Lab Asg7 https://weber.instructure.com/courses/532835/assignments/4937231	due by 11:59pm
Sat Nov 20, 2021	 Website Project - Part 2 https://weber.instructure.com/courses/532835/assignments/4937235	due by 11:59pm
Tue Nov 30, 2021	 Lab Asg 8 https://weber.instructure.com/courses/532835/assignments/4937232	due by 11:59pm
Mon Dec 13, 2021	 Website Project - Part 3 https://weber.instructure.com/courses/532835/assignments/4937236	due by 11:59pm

Date	Details	Due
	 Course Evaluation Bonus Points (https://weber.instructure.com/courses/532835/assignments/4937223)	